SPECIFICATIONS

1. THIS DRAWING REPRESENTS THE CONCRETE PROTECTIVE LINER DESIGN. ALL CONCRETE DIMENSIONS TO BE VERIFIED FROM THE CONTRACTOR OR PRECAST CONCRETE MANUFACTURER.
2. ALL "PIPE TO MANHOLE" CONNECTIONS SHALL HAVE GASKETS AS SHOWN IN THE DRAWINGS UNLESS OTHERWISE NOTED.
3. ALL PIPE GASKETS SHALL BE INSTALLED USING THE MANDREL RECOMMENDED BY THE GASKET MANUFACTURER.
4. ONLY PREDL CERTIFIED WELDERS AND FABRICATORS ARE AUTHORIZED TO FABRICATE, REPAIR, WELD, OR TEST THE LINERS.
5. ALL LINER SECTIONS SHALL BE WELDED OR JOINED TOGETHER AS PER THE MANUFACTURER INSTRUCTIONS UNLESS OTHERWISE NOTED.
6. LINER IS NOT TO BE COMPROMISED BY DRILLING OR PUNCTURING UNLESS SPECIFIED AND APPROVED BY PREDL LINER MANUFACTURER. PERFORATION OF LINER TO INSTALL LADDER RUNGS IS NOT RECOMMENDED.
7. PREDL CONCRETE LINER IS A NON-STRUCTURAL ELEMENT. ALL PRECAST CONCRETE SHALL BE DESIGNED, CONSTRUCTED AND INSTALLED IN ACCORDANCE WITH LOCAL STANDARDS PRIOR TO FINAL INSTALLATION AND TESTING OF CPL.
8. ROUND MANHOLE STRUCTURES TYPICALLY DESIGNED TO ASTM C478. NON-ROUND MANHOLE STRUCTURES TYPICALLY DESIGNED TO ASTM C913.
9. PRECAST CONCRETE STRUCTURE WITH INTEGRAL PREDL CPL TO BE VACUUM TESTED IN ACCORDANCE WITH ASTM C1244 PRIOR TO FINAL INSTALLATION AND TESTING OF CPL.

FIBERGLASS REINFORCED POLYMER (FRP)

TYPICAL PHYSICAL PROPERTIES

(FOR COMPONENTS)	TESTING METHOD	COMP.A	COMP.B
VISCOSITY, CPS	BROOKFIELD L.V.F. SPINDLE #2 @ 30 RPM	200	400 - 600
SPECIFIC GRAVITY	ASTM D-1638	1.20	1.15
WEIGHT PER GAL. LBS.		10.00	9.58
COLOUR	VISUAL	DARK BROWN	LIGHT BROWN
STYRENE MONOMER CONTENT	ASTM D-1638	20 % IN SYSTEM 1.20	1.15
MIX RATIO	BY WEIGHT	31	69

(FOR CURED MATERIAL)	TESTING METHOD	RESULTS (0% GLASS)
TENSILE STRENGTH, PSI	ASTM D-638	13,000
TENSILE MODULUS, PSI	ASTM D-638	450,000
FLEXURAL STRENGTH, PSI	ASTM D-790	28,000
FLEXURAL MODULUS, PSI	ASTM D-790	400,000
HEAT DISTORTION TEMP.	ASTM D-648	160° F
ELONGATION, %	ASTM D-638	4
BARCOL HARDNESS		42
SHORE D HARDNESS		85
LINEAR SHRINKAGE, %	ASTM D-2566-88	85
REACTIVITY DATA (100 GRAM MASS @ 74° F)		
DEMOLD TIME	10 - 15 MIN.	
GEL TIME	120 - 180 SECONDS	
PERFORMANCE CHARACTERISTICS		
FIBER WETTING	EXCELLENT	
SAGGING / DRAINING	MINIMAL	
FABRICATING METHOD	ALL ROOM TEMPERATURE METHODS	

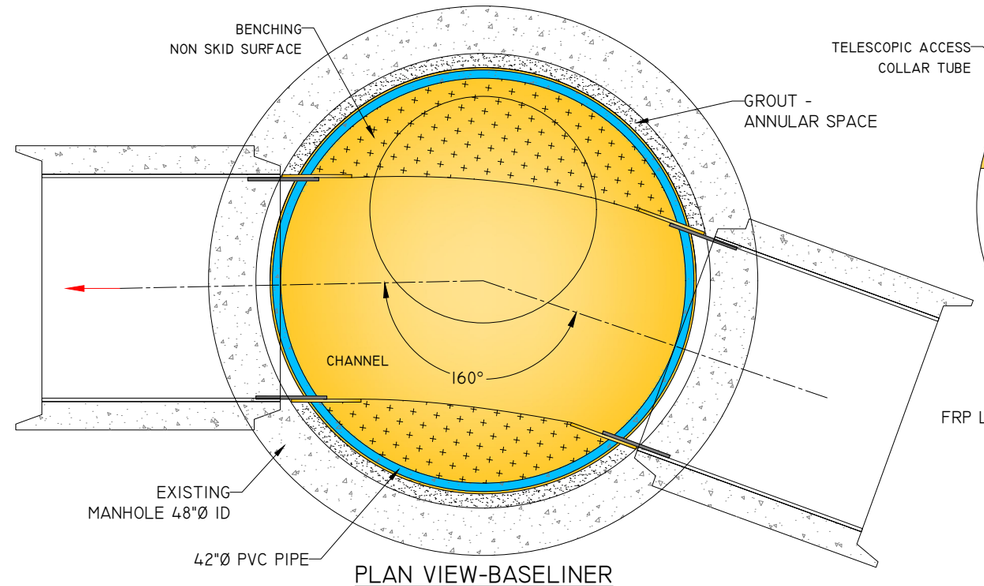

PLAN VIEW-BASELINER

SCALE: 1:16

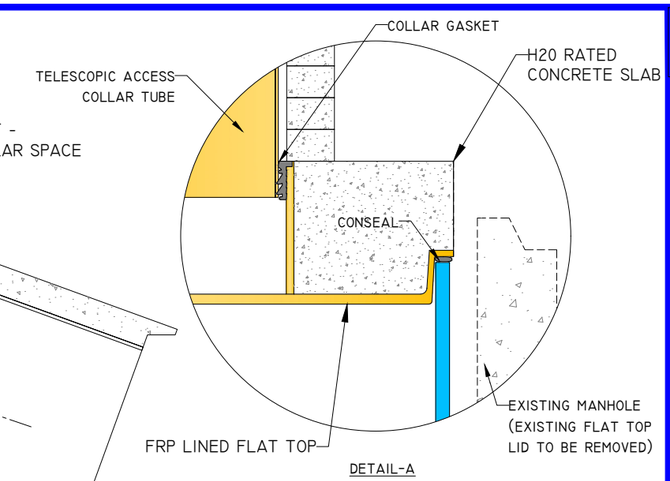

DETAIL-A

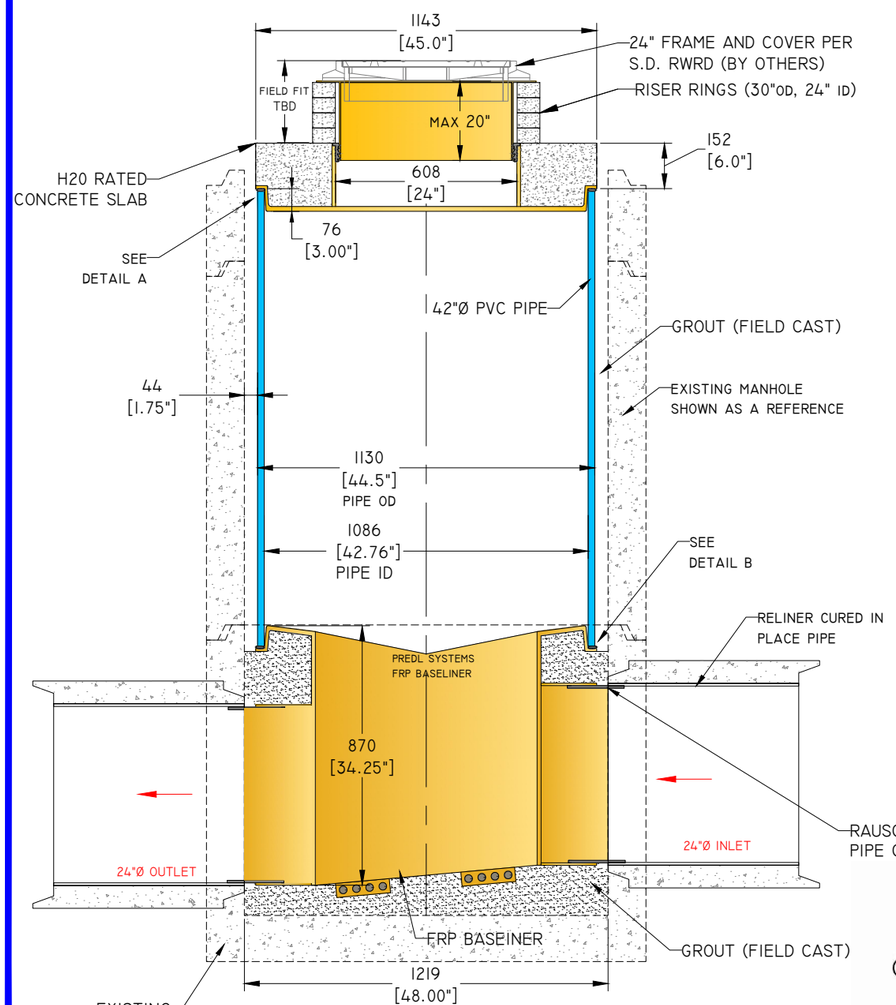

ELEVATION VIEW

SCALE: 1:20

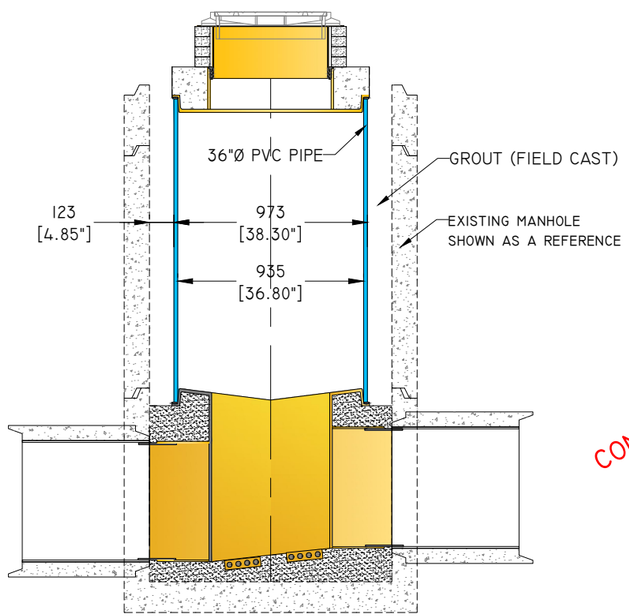

OPTIONAL 36"Ø PIPE ELEVATION VIEW

SCALE: 1:30

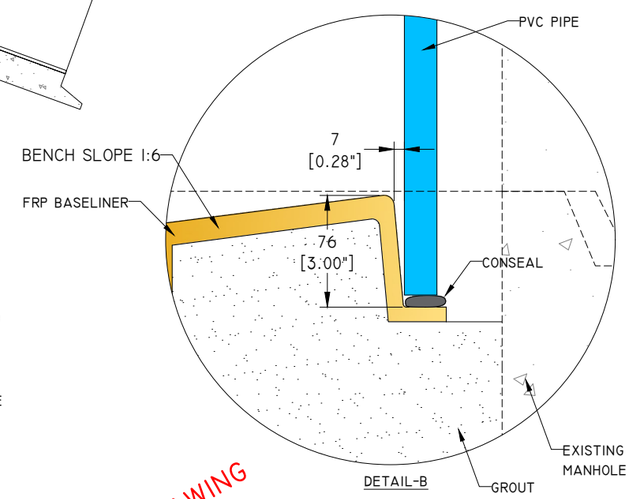

DETAIL-B

CONCEPTUAL DRAWING
PRELIMINARY ONLY

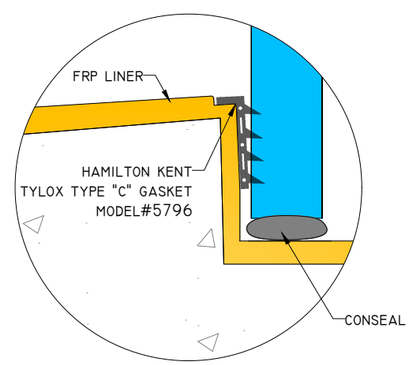

DETAIL-B (OPTIONAL)

RAUSCH QUICKLOCK Stainless Steel Sleeve

1. Beveled End - The beveled end faces the direction of flow and improves the hydrodynamics, prevents solids from depositing, and increases jetting resistance.
2. Metal Overlap - The steel sleeve is rolled up smaller than its nominal diameter. The overlap is what is left over for expanding to the pipe wall.
3. Toothed Strip
4. Locking Gear
5. Adhesive Tape - The tapes are put on at the factory to protect the sleeve during the transport and prevent it from unrolling.

PREDL SYSTEMS
7520 CONRAD STREET
BURNABY, B.C. V5A 2H7
PHONE : 604 415-9944
FAX : 604 415-9954

DRAWN BY:	DATE DRAWN:
-	7/13/2018

NOTES: PRELIMINARY ONLY

REV NO	DATE/DESCRIPTION
-	-
-	-
-	-
-	-
-	-
-	-
-	-
-	-
-	-
-	-
-	-
-	-

SPECIFIED FOR:

-

PROJECT DESCRIPTION:

42" PVC MANHOLE REHAB CONCEPT

DRAWING DESCRIPTION:

PVC MANHOLE REHAB DESIGN

DWG NO:	REV NO:
2141977-PVC REHAB-42	-

SCALE: AS NOTED

CLIENTS JOB NUMBER: